


PRESSURE VESSEL SIGHT WINDOW



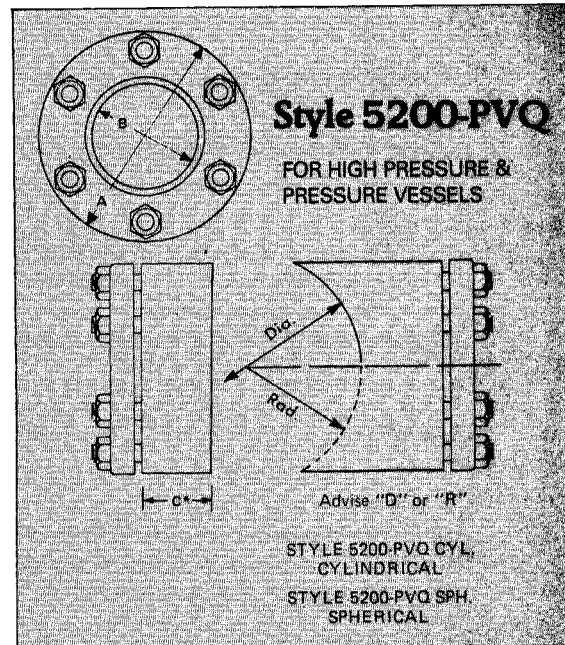
Style 5200-PVQ

These units are fabricated with code metals and are designed for attachment to pressure vessels conforming to Section VIII of the ASME Boiler and Pressure Vessel Code. They are usable in any orientation and are available with flat or curved pads. Also available with Uniglas, Dual Windows or Uniglas Dual Windows.

STYLE 5200 PVQ


Size	A	B	C*
#2	3-7/8"	1-1/4"	1-3/4"
#3	5"	2"	1-3/4"
#4	6-1/2"	2-9/16"	2"
#5	7-1/2"	3-3/16"	2"
#6	8-1/4"	4-3/16"	2"
#7	9-3/8"	5-1/4"	2-1/4"
#8	11"	6-3/4"	2-1/4"

*Dimension C represents the minimum pad thickness. Thicker pads may be necessary to comply with the ASME reinforcement requirements.

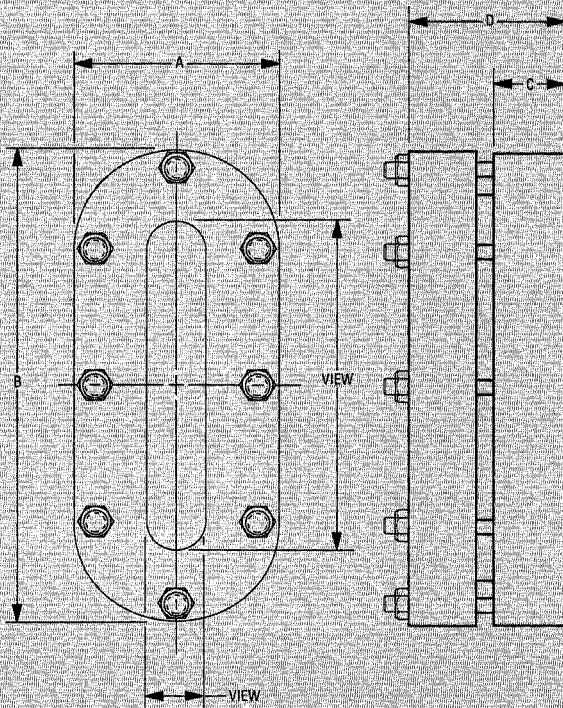


Style 5300 Obround Sight Window

Fabricated with code metals, these Obround Sight Windows are suitable for use with vessels conforming to ASME code requirements. They are designed for 150 PSI working pressure and 500°F service. They may be specified with flat or curved welding pads for insertion into or attachment to tanks and vessels. Dual window units may also be specified for this style sight window.



STYLE 5300



View	A	B	C	D
1 x 6	3-5/8"	8-5/8"	1-1/4"	2-3/16"
2 x 12	5"	15"	1-1/4"	2-7/16"
3 x 12	6"	16"	1-1/2"	2-13/16"
3 x 18	6"	22"	1-1/2"	2-13/16"
4 x 24	7"	28"	1-1/2"	3-1/4"

Dimensions A, B, C, represent minimum welding pad dimensions, which may have to be increased to meet ASME requirements. It is the vessel designer's responsibility to determine reinforcement, corrosion allowance etc., for his particular application.