

# Full-View Sight Flow Indicator Threaded Bulls-Eye Models

150 psig Nominal Rated & ASME Class 150

Section: T100  
Bulletin: T100.10  
Date: 12/2017  
Supersedes: 08/2003

Jacoby-Tarbox's line of threaded bulls-eye sight flow indicators are engineered per the design criteria of ASME B31.1 & B31.3, Power and Process Piping Codes, incorporating the listed ASTM materials for all metals in the unit construction. Two families are available, one for nominally rated systems up to 150 PSIG and a second for full ASME rated systems.

## "Out-of-the-box Compliance"

**ASME B31.1 & B31.3**  
**CRN – All Provinces**  
**API 614**  
**NACE MR0175 / ISO15156-1 MRO103\***  
**PED** (Specify when ordering for proper tagging)

\*All Wetted Metals



### Process View Maximized

View matches or exceeds pipe inside diameter, allowing 100% unobstructed process observation of liquids, slurries, gases and solids.

### Minimal Pressure Drop

Non-rotor models have unrestricted flow as all internal openings are no smaller than the pipe's inside diameter.

**Safely View** process properties such as color, clarity, air entrainment, and interface.

**Economically View** drain, lube, hydraulic, condensate, food and return lines.
















### Standard Features:

- Single Window (1 per side / 2 total)
- Cast Body
- 100% Hydrotest (See schedule T100.35)

### Window and Shield Options (SA Only):

- FM Approved dual window tempered borosilicate (2 per side / 4 total)
- UniShield® Window Protection - bonded PFA shielding for chemical resistance
- UniGlas® fused safety windows

\*Over 35 years without a single failure – ask us for details.

	Plain 	Flapper 	Rotor 	Drip 	Gas Indicator 
(ST Models Shown)					
<b>150 psig</b>	<b>100-ST(NF)</b>	<b>100-ST</b>	<b>300-ST</b>	<b>200-ST</b>	<b>100-ST-GI</b>
<b>Class 150</b>	<b>100-SA(NF)</b>	<b>100-SA</b>	<b>300-SA</b>	<b>200-SA</b>	<b>100-SA-GI</b>
<b>Indicator</b>	None	Weighted Flapper With 316 pin	PTFE Rotor With 316 pin	316 Drip Tube	Ultralight Weight PTFE Indicator With 316 Mount
<b>Flow</b>	Bi-Directional 	Uni-Directional 	Bi-Directional 	Uni-Directional 	Uni-Directional 
<b>Orientation</b>	Horizontal or Vertical 	Horizontal or Vertical Upward 	Horizontal or Vertical 	Vertical Downward or Horizontal 	Horizontal or Vertical Upward 
<b>Application</b>	Observe presence or absence of fluid	Judge flow changes by flapper position	Indicates relative process velocity by rotation speed	Condensing gasses (drip) or partially full liquid lines	Gas flows. Low velocity liquid flow in full lines

**"ST" 150 psig Models** Drawing

Up to 150 psig (10.3 Bar) T400.15

MODEL	CODE
100-ST(NF)	TAA-
100-ST	TAA-
200-ST	TAB-
300-ST	TAC-



**"SA" Class 150 Models** Drawing

Up to 290 psig (20 Bar) T400.16

MODEL	CODE
100-SA(NF)	TAJ-
100-SA	TAJ-
200-SA	TBJ-
300-SA	TCJ-
100-SA-DW(NF)	TAJX-
100-SA-DW	TAJX-
200-SA-DW	TBJX-
300-SA-DW	TCJX-



C O D E S	Model	Size	Wetted Metal	Body	Indicator	Window	Gasket	Non-Wetted	Faceplate

Size	Code
1/4"	04
3/8"	06
1/2"	08
3/4"	10
1"	12
1 1/2"	16
2"	18

Body Material	(MaxTemp)	Code
Carbon Steel (WCB)	(1000F/537C)	C
316 SS (CF8M)	(1500F/815C)	S
Bronze (B61)	(450F/232C)	B
316L SS (CF3M)	(1500F/815C)	6L
Hastelloy® C (CW12MW)	(1300F/704C)	HC
Alloy 20 (CN7M)	(600F/577C)	A
Monel® (M-35-1)	(900F/482C)	M
Duplex SS	Consult Factory for Code	

Consult factory for special requirements.

Body Machining	Code
Standard NPT	1
Optional Butt-weld End	2
Optional Socket Weld End	3

Indicator Choices for 100's & 200's	Code
No Flapper = Plain (100 only)	0
316SS Flapper (100) / 316 Drip (200)	1
PTFE Flutter (100)	2
Gas Indicator	G

Indicator Choices for 300's	Code
Standard PTFE Rotor	1
316SS Rotor - Note: ONLY use when PTFE is not compatible with process or temperature exceeds 500F (260C)	2

**Material Note:**  
"Window Material",  
"Trim Material", and for  
Quartz, "Gasket Material",  
must be coordinated.  
  
" T " = Tempered  
" Q " = Quartz  
" U " = UniGlas®  
  
\*Only use number in code

Faceplate	Code
Jacoby-Tarbox	1

ST Models	
Trim Material	Code
Standard Brass retainer	1
Optional 316SS retainer	2

SA Models	
Trim Material	Code
Carbon Steel (T-Boro Window)	1 T
316 SS (T-Boro Window)	2 T
Carbon Steel (Quartz Window)	4 Q
316 SS (Quartz Window)	5 Q
Carbon Steel (UniGlas Window)	6 U
316 SS (UniGlas Window)	7 U

Note: All steel trim limited to 600F (277C)

Gasket Material	(MaxTemp)	Code
Neoprene	(250F/121C)	1
Gylon® 3545	(500F/260C)	2
Fiber (IFG® 5500)	(550F/287C)	3
Graphite	(>800F/426C)	4 Q
Viton	(350F/177C)	5

ST Models		
Window Material	(MaxTemp)	Code
Annealed Boro Glass	(450F/232C)	1

SA Models		
Window Material	(MaxTemp)	Code
Tempered Boro Glass	(500F/260C)	1 T
T-Boro with UniShield®	(500F/260C)	2 T
Quartz Glass	(2012F/1100C)	4 Q
UniGlas® w/ Steel Ring	(600F/315C)	5 U
UniGlas® w/ Hast C Ring	(600F/315C)	6 U
UniGlas® w/ Duplex SS Ring	(532F/277C)	9 U

**Rating Notes:**

**Design Temperature:** Unit Temperature rating based on the lowest "Max Temperature" of selected components (ie. body, glass, gaskets)

**Design Pressure:** Actual Unit Pressure rating based on body material as defined by ASME B16.5 material group.